


I have, who has MONSTER sight WORDS



I have, who Has MONSTER sight words

This game contains 25 of the easiest sight words for K and 1st.

common core state standards COMMON CORE State STANDARDS

Kindergarten CCSS: RF.K.3 Read common high-frequency words by sight.

1st grade CCSS: RF.1.3 Recognize & read grade-appropriate irregularly spelled words.

Directions for play:

- 1) Print, laminate, and cut out the word cards.
- 2) When ready to play, distribute one card to each child. If you have less than 25 students, you may want to give a few students more than one or include yourself in distribution.
- 3) Play begins when the student with the first card reads his card. Students must listen for the first word on their cards. When a student hears his word read, he then reads his card. Play continues until the last card is read.
- 4) My students like to exchange cards with friends and play the game 2 to 3 times.

I have
the first
word.
Who has
the?



I have
the.
Who has
to?




I have
to.
Who has
and?



I have
and.
Who has
is?






I have
is.
who has
my?




I have
my.
who has
you?



I have
you.
who has
a?




I have
a.
who has
it?




I have
it.
who has
me?




I have
me.
who has
for?




I have
for.
who has
here?




I have
here.
who has
I?




I have
I.
Who has
be?



I have
be.
Who has
in?




I have
in.
Who has
can?




I have
can.
Who has
at?


I have
at.
Who has
no?




I have
no.
Who has
see?




I have
see.
Who has
up?




I have
up.
Who has
yes?







I have
yes.
who has
go?



I have
go.
who has
like?



I have
like.
who has
on?



I have
on.
who has
look?



Thank you for your interest in my product.
I hope you and your students have as much fun
using it as I had creating it!

Please stop by my blog:

www.peaceloveandfirstgrade.blogspot.com

If you like the graphics and fonts you see,
visit these talented people:

clipart: Graphics from the Pond

<http://frompond.blogspot.com>

Revidevi

<http://www.etsy.com/shop/revidevi>

Fonts: www.kevinandamanda.com

Peace and Love to you,

Laura

© Laura Martin, 2012 . All Rights Reserved.

This document is for single classroom use only and may not be duplicated, distributed, or
re-published in any format without written permission
from the author/owner.